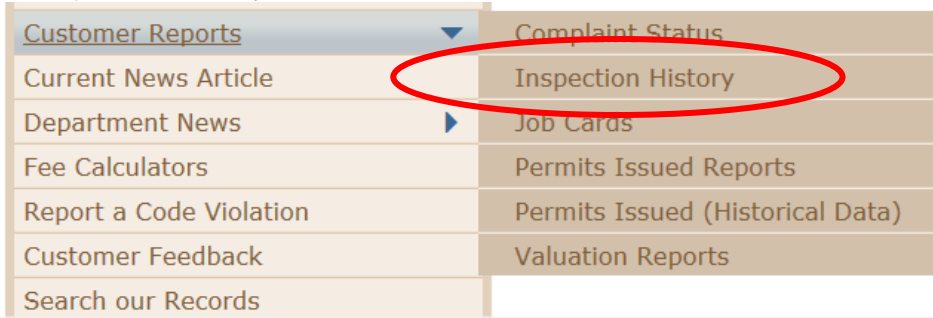


Inspections

How do I see Inspection History?

- From the Building and Fire Prevention Department Home page, go to Customer Reports, and then select Inspection History



Customer Reports	Complaint Status
Current News Article	Inspection History
Department News	Job Cards
Fee Calculators	Permits Issued Reports
Report a Code Violation	Permits Issued (Historical Data)
Customer Feedback	Valuation Reports
Search our Records	

- Click on the Inspection History link (please note the permit number entry format instructions on the page)

Click this link [Inspection History](#) to enter your Permit number

- Enter the complete permit number and then Submit. No wild card is accepted (%,* , etc.)

Please input report parameter(s):

* (BD / FP)XX-XXXXX-XXXX:

bd18-12345

Submit

Cancel

- If inspections have occurred, the complete inspection history will display sorted first by permit type (Building, Electrical, Mechanical, Plumbing), and then chronologically with oldest displaying first.

PERMIT NUMBER: BD17-60259

SITE ADDRESS: 5673 DANCING BEE CT

PROJECT NAME:

Inspection Type	Date of Inspection	Result Status	Inspector Name
Pad Recertification	12/29/2017	Approved	MICHAEL HOUGHTALING
Comments:GES Dec 21, 2017 recert lot 377 under 15-6881, low expansion potential, negligible sulfates			
Concrete Slab On Grade	01/23/2018	Approved	DANIEL BOUCHER
Comments:			
Foundation/Footings	01/23/2018	Approved	DANIEL BOUCHER
Comments:			
Roof Sheathing	02/26/2018	Approved	DANIEL BOUCHER
Comments:			
Shear Wall	02/26/2018	Approved	DANIEL BOUCHER
Comments:			

Inspections

How do I schedule an Inspection?

- Go to the Citizen Access home page, select Building and then select 'Schedule an Inspection'. Inspections can be scheduled without logging in, or having a Citizen Access account.

Building Department

Clark County Building Department is dedicated to providing our construction and development customers with state-of-the-art permit management, plan review, and inspection services to enhance the built environment.



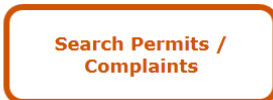
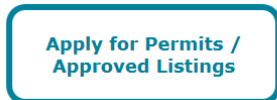
The Clark County Department of Building is an IAS accredited building department. IAS accreditation provides a trusted, independent assessment and verification that the Clark County Department of Building is operating at the highest legal, ethical, and technical standards.

Fire Permit Applicants - 3rd Party Checks - Effective January 1, 2017

The Clark County Department of Building & Fire Prevention will no longer accept 3rd party checks. The check must be issued by the submitting company as listed on the Fire Prevention application form(s). There will be no exceptions. Thank you for your cooperation.

If you intend to make payments using a Check (ACH) payment type, please [click here for instructions](#).

Services



- Enter the COMPLETE Permit number and Search. No wild card is accepted.

Schedule Inspections

Enter Record Number or Record ID:(For Building Permits, enter BD and Permit number. Ex: BD16-24588-BU1. For Fire Prevention Permits, enter FP and Permit number. Ex: FP17-98765-BU1)

- All issued permits will display. Use the + to open the inspection types for each permit.



Schedule Inspections

Enter Record Number or Record ID:(For Building Permits, enter BD and Permit number. Ex: BD16-24588-BU1. For Fire Prevention Permits, enter FP and Permit number. Ex: FP17-98765-BU1)

5673 DANCING BEE CT

[Click here for full Inspection History](#)

[Click here to CANCEL Inspections](#)

Residential Building New SFR Tract Home



Associated Trade Permit(s)

Residential Electric



Residential Plumbing



Residential Mechanical



Inspections

- When inspection types are selected, the calendar will display for date selection, site contact phone number, and an area for notes to the inspector.

Select Inspection Date
03/15/2018

Requester Contact Name
[Redacted]

Requester Contact Number
702-455-5822

Is it a Gated Community?

Requester Comment/Gate Code, Unit# Lot#, or Bldg#
Please call me when you get here

Submit Request

How do I see outstanding inspection conditions?

- ON PERMITS ISSUED AFTER JANUARY 2018 ONLY, after an inspection type is selected, the lower right portion of the scheduling screen will display all outstanding conditions, and what inspection is conditional on these inspections (i.e. Finished Floor Elevation – Prior to Framing, Water Clearance – Prior to Final). If the permit was issued prior to January 2018, the conditions will only display as an error message if you attempt to schedule an inspection that is stopped by an un-met condition (i.e. water, sanitation, finished floor certificate, etc.)

Submit Request

Outstanding Clearances

Prior to Framing:
Finished Floor Elevation Certificate

Prior to Final Inspection:
Section I Drainage Certificate

How do I see inspection results?

- Inspection results with inspector comments can be seen in Citizen Access Portal, if you are logged in AND associated to the permit. Locate the number, select it and scroll down to the Inspection header. Click on View Details to see all notes.

Inspections

Upcoming
[Schedule an Inspection](#)

Completed (7)
Approved - 2; Approved with exception - 4; Cancelled - 1

Approved Mechanical Rough (14043608) [View Details](#)
Result by: Phillip Hanson on 12/04/2017 at 12:00 AM

Approved with exception Mechanical Rough (14044463) [View Details](#)
Result by: Michael Giordano on 10/31/2017 at 12:00 AM

Approved with exception Mechanical Rough (14044461) [View Details](#)
Result by: Jane Reyling on 10/26/2017 at 12:00 AM

- Inspection result emails are currently automatically sent to the email address on file for Onsite Contact and Applicant Contact.
- Inspection History Report (see above for navigation)